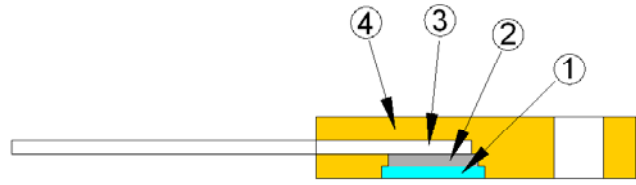


# TO-220 Power Resistor – TR30



## Construction



① Alumina Substrate	③ Lead
② Resistor Layer	④ Molding

## Features

- 30 Watts at 25°C case temperature heat sink mounted
- TO-220 style power package
- Single screw mounting to heat sink
- Molded case for protection and easy to mount
- Electrically isolated case
- Non-Inductive design

## Applications

- Gate Resistors in Power Supplies
- Snubbers
- Load and Dumping Resistors in CRT Monitors
- Terminal Resistance in RF Power Amplifiers
- Voltage Regulation
- Low Energy Pulse Loading
- UPS

## Dimensions

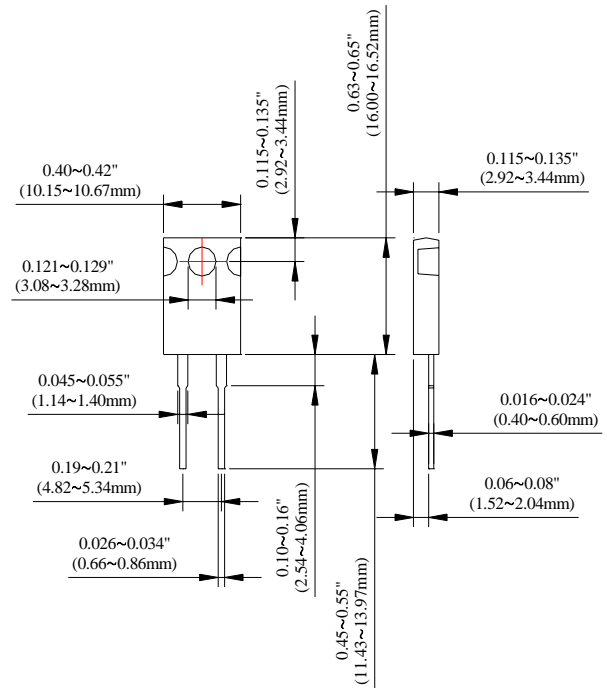
Unit: mm

Type	Weight (g) (1000pcs)
TR30	1155

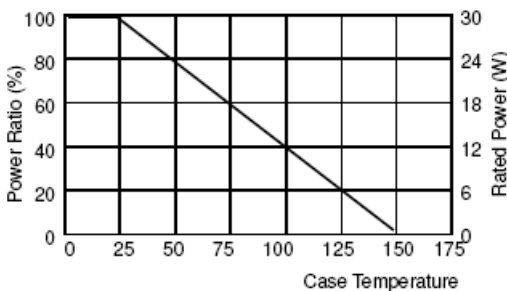
## Electrical Characteristics Specifications

Item Type	Resistance Range				TCR (PPM/°C)
	±0.5%	±1%	±5%	±10%	
TR30	-	-	0.05Ω -1Ω		No Specified
	-	>1Ω -3Ω			±300
	-	>3Ω -10Ω			±100 ±200
	>10Ω -10KΩ				±50 ±100 ±200

- Operating Voltage: 420V max.
- Dielectric Strength: 1800VAC
- Insulation Resistance: 10GΩ min.
- Working Temperature Range: -65°C to +150°C
- Resistance Value <1Ω is available



## Derating Curve



## Part Numbering

TR	30	J	B	D	1001
Product Type	Power	Resistance Tolerance	Packaging Code	TCR (PPM/°C)	Resistance
	30: 30 Watts	D: ±0.5% F: ±1% J: ±5% K: ±10%	B: Bulk	D: ±50 E: ±100 F: ±200 G: ±300 - : No Specified	R100: 0.1Ω 0100: 10Ω 4700: 470Ω 1001: 1000Ω 1002: 10000Ω

## ■ Environmental Characteristics

Item	Requirement	Test Method
Temperature Coefficient of Resistance (T.C.R.)	As Spec.	Referenced to 25°C, $\Delta R$ taken at +105°C
Short Time Overload	$\Delta R \pm 0.3\%$	2 times rated power with applied voltage not to exceed 1.5 times maximum continuous operating voltage for 5 seconds
Load Life	$\Delta R \pm 1.0\%$	2,000 hours at rated power
Damp Heat with Load	$\Delta R \pm 0.5\%$	40 $\pm$ 2°C, 90~95% R.H. Max. working voltage for 1000 hrs with 1.5 hrs "ON" and 0.5 hrs "OFF"
Solderability	90% min. coverage	245 $\pm$ 5°C for 3 seconds
Thermal Shock	$\Delta R \pm 0.3\%$	-65°C~150°C, 100 cycles
Terminal Strength	$\Delta R \pm 0.2\%$	(Pull Test) 2.4N
Vibration, High Frequency	$\Delta R \pm 0.2\%$	20g peak

- Lead Material: Tinned Copper
- Maximum Torque: 0.9 N-m
- When in Free Air at 25°C, the TR30 is Rated for 2.25W
- The Case Temperature is to be used for the Definition of the Applied Power Limit
- The Case Temperature Measurement must be made with a Thermocouple Contacting the Center of the Component mounted on the Designed Heat Sink.
- Thermal Grease should be Applied Properly