

## HOW TO ORDER

**Military Type Designation: Capacitors, Fixed, Ceramic Dielectric, (Temperature Stable and General Purpose), High Reliability**

**M123**

**Mil-Spec Number**

**A**

**Modification Spec.**

**01**

**Slash Sheet Number**

**BX**

**Temperature Characteristic**

**B**

**Voltage**  
B = 50  
C = 100

**103**

**Capacitance Code**

**K**

**Capacitance Tolerance**  
C =  $\pm 0.25\text{pF}$   
D =  $\pm 0.5\text{pF}$   
F =  $\pm 1\%$   
J =  $\pm 5\%$   
K =  $\pm 10\%$

**C**

**Termination**  
C = Copper, solder coated (type C-4 or C-5 of MIL-STD-1276)  
W = Copper clad steel, solder coated, 60 micro inches minimum.

Capacitance change with reference to 25°C over temperature range -55°C to +125°C		
Symbol	Without Voltage	With Rated DC Voltage
BP	0 $\pm$ 30 ppm/°C	0 $\pm$ 30 ppm/°C
BX	$\pm 15, -15\%$	$\pm 15, -25\%$

**Not RoHS Compliant**

## CROSS REFERENCE MIL-SPEC TEST REQUIREMENTS

TEST DESCRIPTION	MIL-PRF-123	MIL-PRF-39014	MIL-PRF-20	MIL-PRF-55681
NDT (Non-Destructive Test)	100% Ultrasonic Scan or Neutron-Radiography	No	No	No
Pre-Cap Visual (Pre-Encapsulation Visual Examination)	100%	No	No	No
D.P.A. (Destructive Physical Analysis)	Lot by Lot—Pre-Termination Lot by Lot—Finished Product	No	No	No
Pre-Cap Terminal Strength (Pre-Encapsulation Pull Test)	Lot by Lot	No	No	No
Life Test (Lot by Lot)	Lot by Lot—1000 Hours	No	No	No
Low Voltage Humidity (Lot by Lot)	Lot by Lot	No	No	No
Thermal Shock 100 Cycles (Lot by Lot)	Lot by Lot	No	No	No

# MIL-PRF-123/Radial Leads

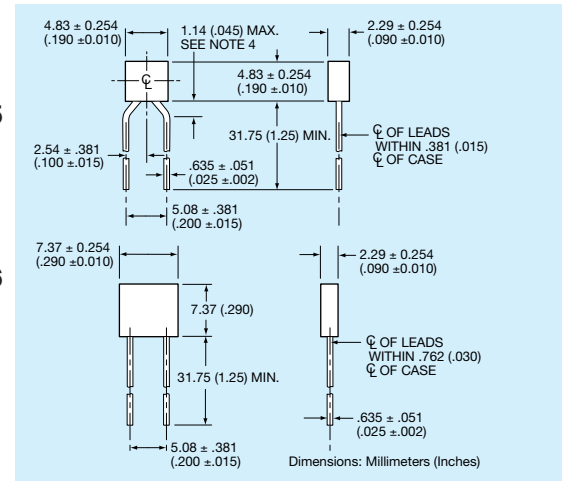


## MIL-PRF-123/STYLE CKS05, -/01

Part Number 1/	Capacitance pF	Capacitance Tolerance	Voltage-Temperature Limits	Rated Voltage			
M123A01BPC4R7_C	4.7	C, D	BP	100			
M123A01BPC5R1_C	5.1	C, D	BP	100			
M123A01BPC5R6_C	5.6						
M123A01BPC6R2_C	6.2						
M123A01BPC6R8_C	6.8						
M123A01BPC7R5_C	7.5						
M123A01BPC8R2_C	8.2	C, D C, J, K	BP	100			
M123A01BPC9R1_C	9.1						
M123A01BPC100_C	10						
M123A01BPC110_C	11						
M123A01BPC120_C	12						
M123A01BPC130_C	13	C, J, K	BP	100			
M123A01BPC150_C	15						
M123A01BPC160_C	16						
M123A01BPC180_C	18						
M123A01BP_200_C	20				C, J, K C, J, K C, J, K F, J, K	BP	100, 200
M123A01BP_220_C	22						
M123A01BP_240_C	24						
M123A01BP_270_C	27						
M123A01BP_300_C	30						
M123A01BP_330_C	33						
M123A01BP_360_C	36						
M123A01BP_390_C	39						
M123A01BP_430_C	43						
M123A01BP_470_C	47						
M123A01BP_510_C	51						
M123A01BP_560_C	56						
M123A01BP_620_C	62						
M123A01BP_680_C	68						
M123A01BP_750_C	75						
M123A01BP_820_C	82	F, J, K	BP	100, 200			
M123A01BP_91_C	91						
M123A01BP_910_C	100						
M123A01BP_101_C	110						
M123A01BP_111_C	120						
M123A01BP_121_C	130						
M123A01BP_131_C	150						
M123A01BP_151_C	160						
M123A01BP_161_C	180						
M123A01BP_181_C	200						
M123A01BP_201_C	220						
M123A01BP_221_C	240						
M123A01BP_241_C	270				F, J, K F, J, K F, J, K	BP BP BP	50, 100, 200 50, 100, 200 50, 100, 200
M123A01BP_301_C	300						
M123A01BP_331_C	330						
M123A01BP_361_C	360	F, J, K	BP	50, 100			
M123A01BP_391_C	390						
M123A01BP_431_C	430						
M123A01BP_471_C	470						
M123A01BP_511_C	510						
M123A01BP_561_C	560						
M123A01BP_621_C	620						
M123A01BP_681_C	680						
M123A01BP_751_C	750						
M123A01BP_821_C	820						
M123A01BP_911_C	910						
M123A01BP_102_C	1,000						
M123A01BP_112_C	1,100						
M123A01BP_122_C	1,200						
M123A01BP_132_C	1,300						
M123A01BP_152_C	1,500	F, J, K	BP	50, 100			
M123A01BP_162_C	1,600						
M123A01BP_182_C	1,800						
M123A01BFB202_C	2,000	F, J, K	BP	50			
M123A01BFB222_C	2,200						
M123A01BFB242_C	2,400						
M123A01BFB272_C	2,700						
M123A01BFB302_C	3,000						
M123A01BFB332_C	3,300						
M123A01BXC271KC	270	K	BX	100			
M123A01BXC331KC	330						
M123A01BXC391KC	390						
M123A01BXC471KC	470						
M123A01BXC561KC	560						
M123A01BXC681KC	680						
M123A01BXC821KC	820						
M123A01BXC102KC	1,000						
M123A01BXC122KC	1,200						
M123A01BXC152KC	1,500						
M123A01BXC182KC	1,800						
M123A01BXC222KC	2,200						
M123A01BXC272KC	2,700						
M123A01BXC332KC	3,300						
M123A01BXC392KC	3,900						
M123A01BXC472KC	4,700	K	BX	50			
M123A01BXC562KC	5,600						
M123A01BXC682KC	6,800						
M123A01BXC822KC	8,200						
M123A01BXC103KC	10,000						
M123A01BXC123KC	12,000						
M123A01BXC153KC	15,000						
M123A01BXC183KC	18,000						
M123A01BXC223KC	22,000						
M123A01BXC273KC	27,000						
M123A01BXC333KC	33,000						
M123A01BXC393KC	39,000						
M123A01BXC473KC	47,000						
M123A01BXC563KC	56,000				K	BX	50, 100
M123A01BXC683KC	68,000						
M123A01BXC823KC	82,000						
M123A01BXC104KC	100,000						
M123A01BXC104KC	100,000						

CKS05

CKS06



## MIL-PRF-123/STYLE CKS06, -/02

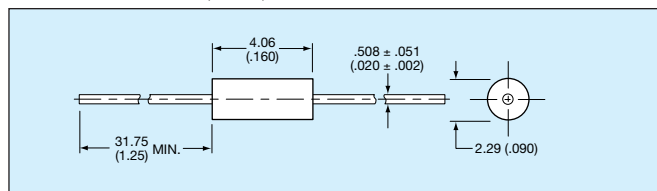
Part Number 1/	Capacitance pF	Capacitance Tolerance	Voltage-Temperature Limits	Rated Voltage			
M123A02BPC271_C	270	F, J, K	BP	100			
M123A02BPC301_C	300	F, J, K	BP	100			
M123A02BPC331_C	330	F, J, K	BP	100			
M123A02BP_361_C	360	F, J, K	BP	100, 200			
M123A02BP_391_C	390						
M123A02BP_431_C	430						
M123A02BP_471_C	470						
M123A02BP_511_C	510						
M123A02BP_561_C	560	F, J, K	BP	100, 200			
M123A02BP_621_C	620						
M123A02BP_681_C	680						
M123A02BP_751_C	750						
M123A02BP_821_C	820						
M123A02BP_911_C	910						
M123A02BP_102_C	1,000						
M123A02BP_112_C	1,100	F, J, K	BP	100, 200			
M123A02BP_122_C	1,200						
M123A02BP_132_C	1,300						
M123A02BP_152_C	1,500	F, J, K	BP	100, 200			
M123A02BP_162_C	1,600						
M123A02BP_182_C	1,800						
M123A02BPC202_C	2,000	F, J, K F, J, K F, J, K	BP BP BP	100 100 100			
M123A02BPC222_C	2,200						
M123A02BPC242_C	2,400						
M123A02BP_272_C	2,700	F, J, K	BP	50, 100			
M123A02BP_302_C	3,000						
M123A02BP_332_C	3,300						
M123A02BP_362_C	3,600						
M123A02BP_392_C	3,900						
M123A02BP_432_C	4,300						
M123A02BP_472_C	4,700						
M123A02BFB512_C	5,100				F, J, K	BP	50
M123A02BFB562_C	5,600						
M123A02BFB622_C	6,200						
M123A02BFB682_C	6,800						
M123A02BFB752_C	7,500						
M123A02BFB822_C	8,200						
M123A02BFB912_C	9,100	F, J, K	BP	50			
M123A02BFB103_C	10,000						
M123A02BFB123_C	12,000						
M123A02BFB153_C	15,000						
M123A02BFB183_C	18,000						
M123A02BXC562KC	5,600	K	BX	100			
M123A02BXC682KC	6,800						
M123A02BXC822KC	8,200						
M123A02BXC103KC	10,000						
M123A02BXC123KC	12,000						
M123A02BXC153KC	15,000						
M123A02BXC183KC	18,000						
M123A02BXC223KC	22,000						
M123A02BXC273KC	27,000						
M123A02BXC333KC	33,000						
M123A02BXC393KC	39,000	K	BX	100			
M123A02BXC473KC	47,000						
M123A02BX_563KC	56,000	K	BX	50, 100			
M123A02BX_683KC	68,000						
M123A02BX_823KC	82,000						
M123A02BX_104KC	100,000						
M123A02BX_104KC	100,000						



## MIL-PRF-123/STYLE CKS06, -/02 (CONTINUED)

Part Number 1/	Capacitance pF	Capacitance Tolerance	Voltage-Temperature Limits	Rated Voltage
M123A02BxB124KC	120,000	K	BX	50
M123A02BxB154KC	150,000			
M123A02BxB184KC	180,000			
M123A02BxB224KC	220,000			
M123A02BxB274KC	270,000			
M123A02BxB334KC	330,000			
M123A02BxB394KC	390,000	K	BX	50
M123A02BxB474KC	470,000			
M123A02BxB564KC	560,000			
M123A02BxB684KC	680,000			
M123A02BxB824KC	820,000			
M123A02BxB105KC	1,000,000			

Dimensions: Millimeters (Inches)



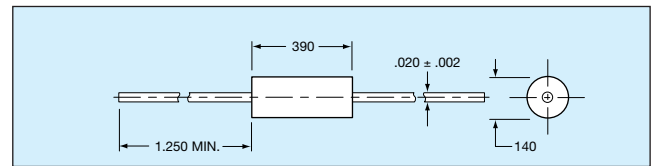
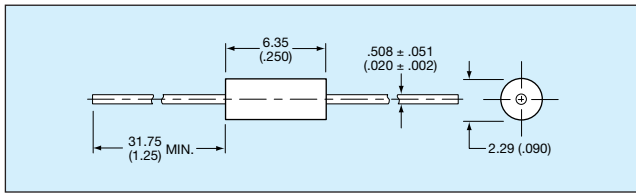
## MIL-PRF-123/STYLE CKS11, -/04

Part Number 1/	Capacitance pF	Capacitance Tolerance	Voltage-Temperature Limits	Rated Voltage
M123A04BPD1R0_W	1	B, C	BP	200
M123A04BPD1R1_W	1.1			
M123A04BPD1R2_W	1.2	B, C, D	BP	200
M123A04BPD1R3_W	1.3			
M123A04BPD1R5_W	1.5			
M123A04BPD1R6_W	1.6			
M123A04BPD1R8_W	1.8			
M123A04BPD2R0_W	2			
M123A04BPD2R2_W	2.2	B, C, D	BP	200
M123A04BPD2R4_W	2.4			
M123A04BPD2R7_W	2.7			
M123A04BPD3R0_W	3			
M123A04BPD3R3_W	3.3			
M123A04BPD3R6_W	3.6			
M123A04BPD3R9_W	3.9			
M123A04BPD4R3_W	4.3			
M123A04BP_4R7_W	4.7	B, C, D	BP	100, 200
M123A04BP_5R1_W	5.1			
M123A04BP_6R2_W	6.2			
M123A04BP_6R8_W	6.8			
M123A04BP_7R5_W	7.5			
M123A04BP_8R2_W	8.2			
M123A04BP_9R1_W	9.1			
M123A04BP_100_W	10			
M123A04BP_110_W	11			
M123A04BP_120_W	12			
M123A04BP_130_W	13	C, F, J, K	BP	100, 200
M123A04BP_150_W	15			
M123A04BP_160_W	16			
M123A04BP_180_W	18			
M123A04BP_200_W	20			
M123A04BP_220_W	22			
M123A04BP_240_W	24			
M123A04BP_270_W	27			
M123A04BP_300_W	30			
M123A04BP_330_W	33			
M123A04BP_360_W	36			
M123A04BP_390_W	39			
M123A04BP_430_W	43	F, J, K	BP	100, 200
M123A04BP_470_W	47			
M123A04BP_510_W	51			
M123A04BP_560_W	56			
M123A04BP_620_W	62			
M123A04BP_680_W	68			
M123A04BP_750_W	75			

## MIL-PRF-123/STYLE CKS11, -/04 (CONTINUED)

Part Number 1/	Capacitance pF	Capacitance Tolerance	Voltage-Temperature Limits	Rated Voltage
M123A04BPC820_W	82	F, J, K	BP	100
M123A04BPC910_W	91			
M123A04BPC101_W	100			
M123A04BPC4R7_W	4.7			
M123A04BPC5R1_W	5.1			
M123A04BPC6R2_W	6.2			
M123A04BPC6R8_W	6.8			
M123A04BPC7R5_W	7.5			
M123A04BPC8R2_W	8.2			
M123A04BPC9R1_W	9.1			
M123A04BPC100_W	10	C, J, K	BP	100
M123A04BPC110_W	11			
M123A04BPC120_W	12			
M123A04BPC130_W	13			
M123A04BPC150_W	15			
M123A04BPC160_W	16			
M123A04BPC180_W	18			
M123A04BPC200_W	20			
M123A04BPC220_W	22			
M123A04BPC240_W	24			
M123A04BPC270_W	27	C, J, K	BP	100
M123A04BPC300_W	30			
M123A04BPC330_W	33			
M123A04BPC360_W	36			
M123A04BPC390_W	39			
M123A04BPC430_W	43			
M123A04BPC470_W	47			
M123A04BPC510_W	51			
M123A04BPC560_W	56			
M123A04BPC620_W	62			
M123A04BPC680_W	68	C, J, K	BP	100
M123A04BPC750_W	75			
M123A04BPC820_W	82			
M123A04BPC910_W	91			
M123A04BPC101_W	100			
M123A04BP_111_W	110	F, J, K	BP	50, 100
M123A04BP_121_W	120			
M123A04BP_131_W	130			
M123A04BP_151_W	150			
M123A04BP_161_W	160			
M123A04BP_181_W	180			
M123A04BP_201_W	200	F, J, K	BP	50, 100
M123A04BP_221_W	220			
M123A04BP_241_W	240			
M123A04BPB271_W	270	F, J, K	BP	50
M123A04BPB301_W	300			
M123A04BPB331_W	330			
M123A04BPB361_W	360			
M123A04BPB391_W	390			
M123A04BPB431_W	430			
M123A04BPB471_W	470	F, J, K	BP	50
M123A04BPB511_W	510			
M123A04BPB561_W	560			
M123A04BPB621_W	620			
M123A04BPB681_W	680			
M123A04BXC101KW	100			
M123A04BXC121KW	120			
M123A04BXC151KW	150			
M123A04BXC181KW	180			
M123A04BXC221KW	220			
M123A04BXC271KW	270			
M123A04BXC331KW	330			
M123A04BXC391KW	390			
M123A04BXC471KW	470			
M123A04BXC561KW	560			
M123A04BXC681KW	680	K	BX	100
M123A04BXC921KW	820			
M123A04BXC102KW	1,000			
M123A04BXB122KW	1,200	K	BX	50
M123A04BXB152KW	1,500			
M123A04BXB182KW	1,800			
M123A04BXB222KW	2,200			
M123A04BXB272KW	2,700			
M123A04BXB332KW	3,300			
M123A04BXB392KW	3,900	K	BX	50
M123A04BXB472KW	4,700			

# MIL-PRF-123/Axial Leads



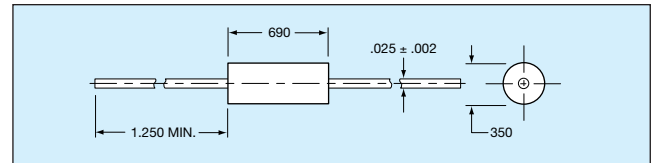
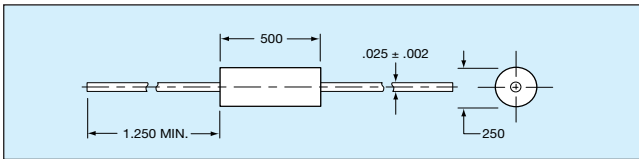
## MIL-PRF-123/STYLE CKS12, -/05

Part Number 1/	Capacitance pF	Capacitance Tolerance	Voltage-Temperature Limits	Rated Voltage
M123A05BPD820_W M123A05BPD910_W M123A05BPD101_W	82 91 100	F, J, K F, J, K F, J, K	BP BP BP	200 200 200
M123A05BP_111_W M123A05BP_121_W M123A05BP_131_W	110 120 130	F, J, K F, J, K F, J, K	BP BP BP	100, 200 100, 200 100, 200
M123A05BPC151_W M123A05BPC161_W M123A05BPC181_W M123A05BPC201_W M123A05BPC221_W	150 160 180 200 220	F, J, K ↓ ↓ ↓ F, J, K	BP ↓ ↓ ↓ BP	100 ↓ ↓ ↓ 100
M123A05BPB241_W	240	F, J, K	BP	50
M123A05BP_271_W M123A05BP_301_W M123A05BP_331_W M123A05BP_361_W	270 300 330 360	F, J, K ↓ ↓ ↓	BP ↓ ↓ ↓	50, 100 ↓ ↓ ↓
M123A05BP_391_W M123A05BP_431_W M123A05BP_471_W	390 430 470	F, J, K	BP	50, 100
M123A05BPC511_W M123A05BPC561_W M123A05BPC621_W M123A05BPC681_W	510 560 620 680	F, J, K ↓ ↓ F, J, K	BP ↓ ↓ BP	100 ↓ ↓ 100
M123A05BPB751_W M123A05BPB821_W M123A05BPB911_W M123A05BPB102_W	750 820 910 1000	F, J, K ↓ ↓ F, J, K	BP ↓ ↓ BP	50 ↓ ↓ 50
M123A05BXC122KW M123A05BXC152KW M123A05BXC182KW M123A05BXC222KW M123A05BXC272KW	1,200 1,500 1,800 2,200 2,700	↓ ↓ ↓ ↓ ↓	↓ ↓ ↓ ↓ ↓	100 ↓ ↓ ↓ ↓
M123A05BXC332KW M123A05BXC392KW M123A05BXC472KW	3,300 3,900 4,700	↓ ↓ K	↓ ↓ BX	↓ ↓ 100
M123A05BXC562KW M123A05BXC682KW M123A05BXC822KW M123A05BXC103KW	5,600 6,800 8,200 10,000	↓ ↓ ↓ K	↓ ↓ ↓ BX	↓ ↓ ↓ 50

## MIL-PRF-123/STYLE CKS14, -/06

Part Number 1/	Capacitance pF	Capacitance Tolerance	Voltage-Temperature Limits	Rated Voltage
M123A06BPD151_W M123A06BPD161_W M123A06BPD181_W M123A06BPD201_W M123A06BPD221_W	150 160 180 200 220	F, J, K ↓ ↓ ↓ F, J, K	BP ↓ ↓ ↓ BP	200 ↓ ↓ ↓ 200
M123A06BP_241_W M123A06BP_271_W M123A06BP_301_W M123A06BP_331_W M123A06BP_361_W	240 270 300 330 360	F, J, K ↓ ↓ ↓ ↓	BP ↓ ↓ ↓ ↓	100, 200 ↓ ↓ ↓ ↓
M123A06BP_391_W M123A06BP_431_W M123A06BP_471_W M123A06BP_511_W M123A06BP_561_W	390 430 470 510 560	↓ ↓ ↓ ↓ ↓	↓ ↓ ↓ ↓ ↓	↓ ↓ ↓ ↓ ↓
M123A06BP_621_W M123A06BP_681_W	620 680	F, J, K	BP	100, 200
M123A06BPC751_W M123A06BPC821_W M123A06BPC911_W M123A06BPC102_W	750 820 910 1,000	F, J, K ↓ ↓ F, J, K	BP ↓ ↓ BP	100 ↓ ↓ 100
M123A06BP_112_W M123A06BP_122_W M123A06BP_132_W M123A06BP_152_W M123A06BP_162_W	1,100 1,200 1,300 1,500 1,600	F, J, K ↓ ↓ ↓ ↓	BP ↓ ↓ ↓ ↓	50, 100 ↓ ↓ ↓ ↓
M123A06BP_182_W M123A06BP_202_W M123A06BP_222_W	1,800 2,000 2,200	↓ ↓ F, J, K	↓ ↓ BP	↓ ↓ 50, 100
M123A06BPB242_W M123A06BPB272_W M123A06BPB302_W M123A06BPB332_W M123A06BPB362_W	2,400 2,700 3,000 3,300 3,600	F, J, K ↓ ↓ ↓ ↓	BP ↓ ↓ ↓ ↓	50 ↓ ↓ ↓ ↓
M123A06BPB392_W M123A06BPB432_W M123A06BPB472_W M123A06BPB512_W M123A06BPB562_W	3,900 4,300 4,700 5,100 5,600	↓ ↓ ↓ ↓ ↓	↓ ↓ ↓ ↓ ↓	↓ ↓ ↓ ↓ ↓
M123A06BPB622_W M123A06BPB682_W	6,200 6,800	F, J, K	BP	50
M123A06BXC562KW M123A06BXC682KW M123A06BXC822KW M123A06BXC103KW	5,600 6,800 8,200 10,000	↓ ↓ ↓ K	↓ ↓ ↓ BX	100 ↓ ↓ 100
M123A06BXC123KW M123A06BXC153KW M123A06BXC183KW M123A06BXC223KW M123A06BXC273KW	12,000 15,000 18,000 22,000 27,000	↓ ↓ ↓ ↓ ↓	↓ ↓ ↓ ↓ ↓	50 ↓ ↓ ↓ ↓
M123A06BXC333KW M123A06BXC393KW M123A06BXC473KW	33,000 39,000 47,000	↓ ↓ K	↓ ↓ BX	↓ ↓ 50

# MIL-PRF-123/Axial Leads



## MIL-PRF-123/STYLE CKS15, -/07

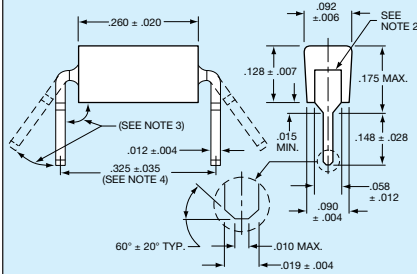
Part Number 1/	Capacitance pF	Capacitance Tolerance	Voltage-Temperature Limits	Rated Voltage
M123A07BPD821_W M123A07BPD102_W	820 1000	F, J, K F, J, K	BP BP	200 200
M123A07BP_112_W M123A07BP_122_W M123A07BP_132_W M123A07BP_152_W M123A07BP_162_W	1,100 1,200 1,300 1,500 1,600	F, J, K ↓	BP ↓	100, 200 ↓
M123A07BP_182_W M123A07BP_202_W M123A07BP_222_W	1,800 2,000 2,200	F, J, K ↓	BP ↓	100, 200 ↓
M123A07BP_242_W M123A07BP_272_W M123A07BP_302_W M123A07BP_332_W	2,400 2,700 3,000 3,300	F, J, K ↓	BP ↓	50, 200 ↓
M123A07BPB362_W	3,600	F, J, K	BP	50
M123A07BP_392_W M123A07BP_432_W M123A07BP_472_W M123A07BP_512_W M123A07BP_562_W	3,900 4,300 4,700 5,100 5,600	F, J, K ↓	BP ↓	50, 100 ↓
M123A07BP_622_W M123A07BP_682_W M123A07BP_752_W M123A07BP_822_W M123A07BP_912_W	6,200 6,800 7,500 8,200 9,100	↓	↓	↓
M123A07BP_103_W M123A07BP_113_W M123A07BP_123_W	10,000 11,000 12,000	F, J, K ↓	BP ↓	50, 100 ↓
M123A07BPB133_W M123A07BPB153_W M123A07BPB163_W M123A07BPB183_W M123A07BPB203_W	13,000 15,000 16,000 18,000 20,000	F, J, K ↓	BP ↓	50 ↓
M123A07BPB223_W M123A07BPB273_W	22,000 27,000	F, J, K ↓	BP ↓	50 ↓
M123A07BXC123KW M123A07BXC153KW M123A07BXC183KW M123A07BXC223KW M123A07BXC273KW	12,000 15,000 18,000 22,000 27,000	K ↓	BX ↓	100 ↓
M123A07BXC333KW M123A07BXC393KW M123A07BXC473KW M123A07BXC563KW M123A07BXC683KW	33,000 39,000 47,000 56,000 68,000	↓	↓	↓
M123A07BXC823KW M123A07BXC104KW	82,000 100,000	K ↓	BX ↓	100 ↓
M123A07BXC124KW M123A07BXC154KW M123A07BXC184KW	120,000 150,000 180,000	K ↓	BX ↓	50 ↓

## MIL-PRF-123/STYLE CKS16, -/08

Part Number 1/	Capacitance pF	Capacitance Tolerance	Voltage-Temperature Limits	Rated Voltage
M123A08BPC242_W M123A08BPC272_W M123A08BPC302_W M123A08BPC332_W M123A08BPC362_W	2,400 2,700 3,000 3,300 3,600	F, J, K ↓	BP ↓	100 ↓
M123A08BP_392_W M123A08BP_432_W M123A08BP_472_W M123A08BP_512_W M123A08BP_562_W	3,900 4,300 4,700 5,100 5,600	F, J, K ↓	BP ↓	100, 200 ↓
M123A08BP_622_W M123A08BP_682_W M123A08BP_822_W M123A08BP_912_W M123A08BP_103_W	6,200 6,800 8,200 9,100 10,000	F, J, K ↓	BP ↓	100, 200 ↓
M123A08BPB113_W M123A08BPB123_W M123A08BPB133_W	11,000 12,000 13,000	F, J, K F, J, K F, J, K	BP BP BP	50 50 50
M123A08BP_153_W M123A08BP_163_W M123A08BP_183_W M123A08BP_203_W M123A08BP_223_W	15,000 16,000 18,000 20,000 22,000	F, J, K ↓	BP ↓	50, 100 ↓
M123A08BPC273_W M123A08BPC333_W M123A08BPC393_W	27,000 33,000 39,000	F, J, K F, J, K F, J, K	BP BP BP	100 100 100
M123A08BPB473_W M123A08BPB563_W M123A08BPB683_W M123A08BPB823_W	47,000 56,000 68,000 82,000	F, J, K ↓	BP ↓	50 ↓
M123A08BXC124KW M123A08BXC154KW M123A08BXC184KW M123A08BXC224KW M123A08BXC274KW	120,000 150,000 180,000 220,000 270,000	K ↓	BX ↓	100 ↓
M123A08BXC334KW M123A08BXC394KW M123A08BXC474KW	330,000 390,000 470,000	K ↓	BX ↓	100 ↓
M123A08BXC564KW M123A08BXC684KW M123A08BXC824KW M123A08BXC105KW	560,000 680,000 820,000 1,000,000	K ↓	BX ↓	50 ↓



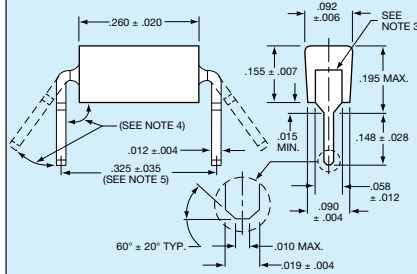
## STYLE CKS22, -/16



### NOTES:

1. Dimensions are in inches.
2. Leads shall be centered within  $\pm .005$  (0.13mm).
3. The angle shall be  $95^\circ +10^\circ, -5^\circ$ .
4. The distance between the centers of the mounting holes will be  $.300 \pm .010$  inch (7.62  $\pm$  0.25mm).
5. Nonconductive material shall not extend beyond  $.030$  inch (0.76mm) from the edge of the capacitor body.

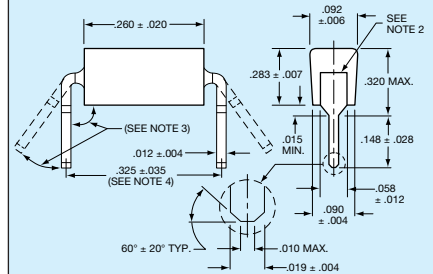
## STYLE CKS23, -/17



### NOTES:

1. Dimensions are in inches.
2. Metric equivalents are given for general information only.
3. Leads shall be centered within  $\pm .005$  (0.13mm).
4. The angle shall be  $95^\circ +10^\circ, -5^\circ$ .
5. The distance between the centers of the mounting holes will be  $.300 \pm .010$  inch (7.62  $\pm$  0.25mm).
6. Nonconductive materials shall not extend beyond  $.030$  inch (0.76mm) from the edge of the capacitor body.

## STYLE CKS24, -/18



### NOTES:

1. Dimensions are in inches.
2. Leads shall be centered within  $\pm .005$  (0.13mm).
3. The angle shall be  $95^\circ +10^\circ, -5^\circ$ .
4. The distance between the centers of the mounting holes will be  $.300 \pm .010$  inch (7.62  $\pm$  0.25mm).
5. Nonconductive material shall not extend beyond  $.030$  inch (0.76mm) from the edge of the capacitor body.

## MIL-PRF-123/STYLE CKS22, -/16

Part Number 1/	Capacitance pf	Capacitance Tolerance	Voltage-Temperature Limits	Rated Voltage
M123A16BPD1R0DC	1.0	D	BP	200
M123A16BPD1R2DC	1.2	D	BP	200
M123A16BPD1R5DC	1.5	D	BP	200
M123A16BPD1R8DC	1.8	D	BP	200
M123A16BPD2R2DC	2.2	D	BP	200
M123A16BPD2R7DC	2.7	D	BP	200
M123A16BPD3R3DC	3.3	D	BP	200
M123A16BPD3R9DC	3.9	D	BP	200
M123A16BPD4R7DC	4.7	D	BP	200
M123A16BPD5R6DC	5.6	D	BP	200
M123A16BPD6R8DC	6.8	D	BP	200
M123A16BPD8R2DC	8.2	D	BP	200
M123A16BPD100_C	10	D, J, K	BP	200
M123A16BPD120_C	12	D, J, K	BP	200
M123A16BPD150_C	15	D, J, K	BP	200
M123A16BPD180_C	18	D, J, K	BP	200
M123A16BPD220_C	22	D, J, K	BP	200
M123A16BPD270_C	27	D, J, K	BP	200
M123A16BPD330_C	33	D, J, K	BP	200
M123A16BPD390_C	39	D, J, K	BP	200
M123A16BPD470_C	47	D, J, K	BP	200
M123A16BPD560_C	56	D, J, K	BP	200
M123A16BPD680_C	68	D, J, K	BP	200
M123A16BPD820_C	82	D, J, K	BP	200
M123A16BPD101_C	100	D, J, K	BP	200
M123A16BPD121_C	120	D, J, K	BP	200
M123A16BPD151_C	150	D, J, K	BP	200
M123A16BPD181_C	180	D, J, K	BP	200
M123A16BPD221_C	220	D, J, K	BP	200
M123A16BPD271_C	270	D, J, K	BP	200
M123A16BPD331_C	330	D, J, K	BP	200
M123A16BPD391_C	390	D, J, K	BP	200
M123A16BPD471_C	470	D, J, K	BP	200
M123A16BPC561_C	560	F, J, K	BP	100
M123A16BPC681_C	680	F, J, K	BP	100
M123A16BPC821_C	820	F, J, K	BP	100
M123A16BPC102_C	1000	F, J, K	BP	100
M123A16BPC122_C	1200	F, J, K	BP	100
M123A16BPC152_C	1500	F, J, K	BP	100
M123A16BPC182_C	1800	F, J, K	BP	100
M123A16BPC222_C	2200	F, J, K	BP	100
M123A16BPB272_C	2700	F, J, K	BP	50
M123A16BPB332_C	3300	F, J, K	BP	50
M123A16BPB392_C	3900	F, J, K	BP	50
M123A16BPB472_C	4700	F, J, K	BP	50
M123A16BXD271KC	270	K	BX	200
M123A16BXD331_C	330	K, M	BX	200
M123A16BXD391KC	390	K	BX	200
M123A16BXD471_C	470	K, M	BX	200
M123A16BXD561KC	560	K	BX	200
M123A16BXD681_C	680	K, M	BX	200
M123A16BXD821KC	820	K	BX	200
M123A16BXC102_C	1000	K, M	BX	100
M123A16BXC122KC	1200	K	BX	100
M123A16BXC152_C	1500	K, M	BX	100
M123A16BXC182KC	1800	K	BX	100
M123A16BXC222_C	2200	K, M	BX	100

Part Number 1/	Capacitance pf	Capacitance Tolerance	Voltage-Temperature Limits	Rated Voltage
M123A16BXC272KC	2700	K	BX	100
M123A16BXC332_C	3300	K, M	BX	100
M123A16BXC392KC	3900	K	BX	100
M123A16BXC472_C	4700	K, M	BX	100
M123A16BXC562KC	5600	K	BX	100
M123A16BXC682_C	6800	K, M	BX	100
M123A16BXC822KC	8200	K	BX	100
M123A16BXC103_C	10000	K, M	BX	100
M123A16BXC123KC	12000	K	BX	50
M123A16BXC153_C	15000	K, M	BX	50
M123A16BXC183KC	18000	K	BX	50
M123A16BXC223_C	22000	K, M	BX	50
M123A16BXC273KC	27000	K	BX	50
M123A16BXC333_C	33000	K, M	BX	50
M123A16BXC393KC	39000	K	BX	50
M123A16BXC473_C	47000	K, M	BX	50
M123A16BXC563KC	56000	K	BX	50
M123A16BXC683_C	68000	K, M	BX	50
M123A16BXC823KC	82000	K	BX	50
M123A16BXC104_C	100000	K, M	BX	50

1/The complete part number shall include a symbol to indicate capacitance tolerance, as applicable.

## MIL-PRF-123/STYLE CKS23, -/17

Part Number 1/	Capacitance pf	Capacitance Tolerance	Voltage-Temperature Limits	Rated Voltage
M123A17BPD561_C	560	F, J, K	BP	200
M123A17BPD681_C	680	F, J, K	BP	200
M123A17BPD821_C	820	F, J, K	BP	200
M123A17BPD102_C	1000	F, J, K	BP	200
M123A17BPD122_C	1200	F, J, K	BP	200
M123A17BPC272_C	2700	F, J, K	BP	100
M123A17BPC332_C	3300	F, J, K	BP	100
M123A17BPB472_C	4700	F, J, K	BP	50
M123A17BPB562_C	5600	F, J, K	BP	50
M123A17BPB682_C	6800	F, J, K	BP	50
M123A17BPB822_C	8200	F, J, K	BP	50
M123A17BPB103_C	10000	F, J, K	BP	50
M123A17BXD102_C	1000	K, M	BX	200
M123A17BXD122KC	1200	K	BX	200
M123A17BXD152_C	1500	K, M	BX	200
M123A17BXD182KC	1800	K	BX	200
M123A17BXD222_C	2200	K, M	BX	200
M123A17BXD272KC	2700	K	BX	200
M123A17BXD332_C	3300	K, M	BX	200
M123A17BXD392KC	3900	K	BX	200
M123A17BXD472_C	4700	K, M	BX	200
M123A17BXD562KC	5600	K	BX	200
M123A17BXD682_C	6800	K, M	BX	200
M123A17BXD822KC	8200	K	BX	200
M123A17BXD103_C	10000	K, M	BX	200
M123A17BXC123KC	12000	K	BX	100
M123A17BXC153_C	15000	K, M	BX	100
M123A17BXC183KC	18000	K	BX	100
M123A17BXC223_C	22000	K, M	BX	100
M123A17BXC273KC	27000	K	BX	100

Part Number 1/	Capacitance pf	Capacitance Tolerance	Voltage-Temperature Limits	Rated Voltage
M123A17BXC333_C	33000	K, M	BX	100
M123A17BXC393KC	39000	K	BX	100
M123A17BXC473_C	47000	K, M	BX	100
M123A17BXC563KC	56000	K, M	BX	100
M123A17BXC683_C	68000	K, M	BX	100
M123A17BXC823KC	82000	K	BX	100
M123A17BXC104_C	100000	K, M	BX	100
M123A17BXC124KC	120000	K	BX	50
M123A17BXC154_C	150000	K, M	BX	50
M123A17BXC184KC	180000	K	BX	50
M123A17BXC224_C	220000	K, M	BX	50

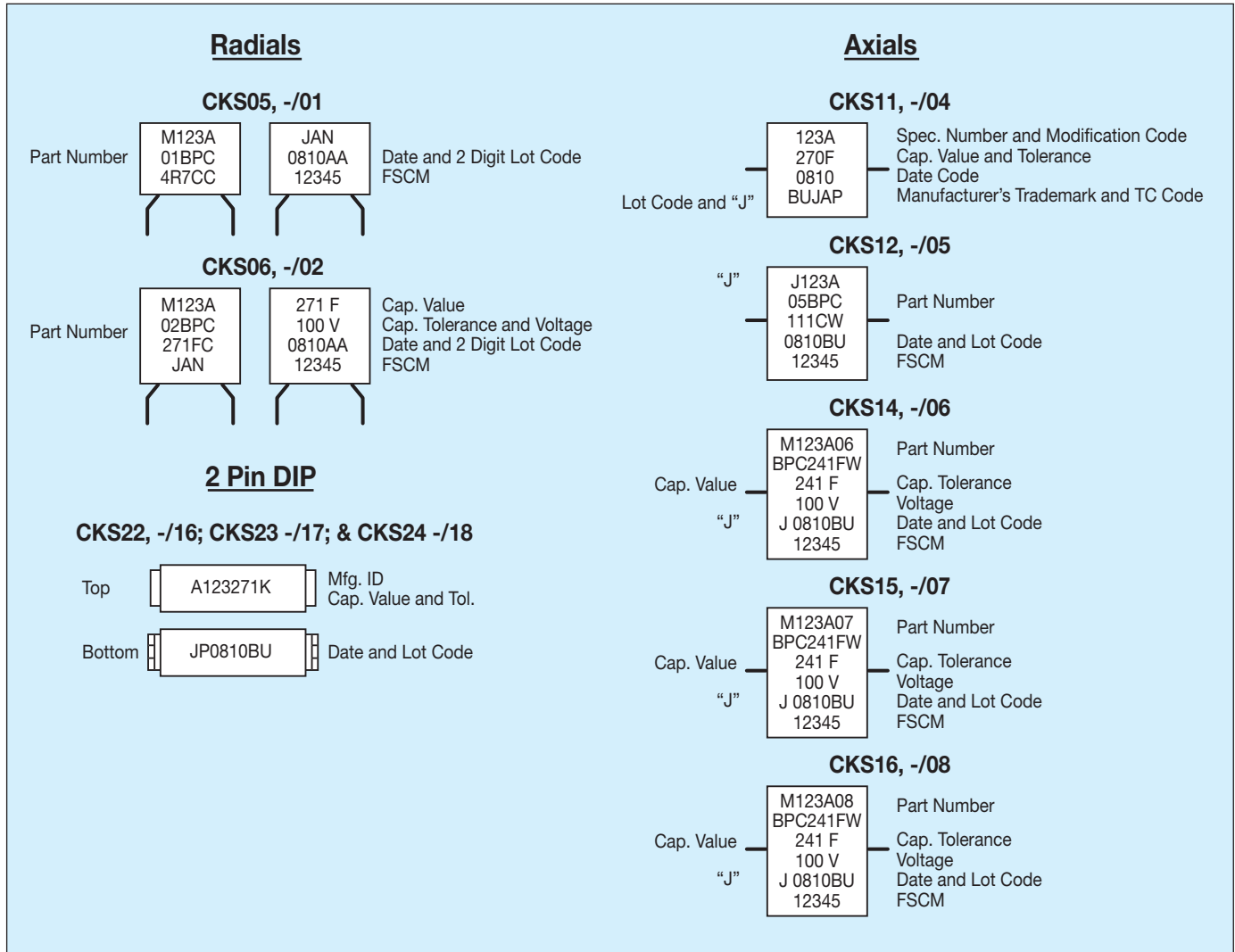
1/The complete part number shall include a symbol to indicate capacitance tolerance, as applicable.

## MIL-PRF-123/STYLE CKS24, -/18

Part Number 1/	Capacitance pf	Capacitance Tolerance	Voltage-Temperature Limits	Rated Voltage
M123A18BRC124KC	120,000	K, M	BR	100
M123A18BRC154_C	150,000	K, M	BR	100
M123A18BRB184KC	180,000	K, M	BR	50
M123A18BRB224_C	220,000	K, M	BR	50
M123A18B-274_C	270,000	K, M	BX, BR	50
M123A18B-334_C	330,000	K, M	BX, BR	50
M123A18B-394_C	390,000	K, M	BX, BR	50
M123A18B-474_C	470,000	K, M	BX, BR	50
M123A18BXC564_C	560,000	K, M	BX	50
M123A18BXC684_C	680,000	K, M	BX	50
M123A18BXC824_C	820,000	K, M	BX	50
M123A18BXC105_C	1,000,000	K, M	BX	50

1/The complete PIN will include additional letters to indicate voltage-temperature limits and capacitance tolerance, as applicable.

## MARKING



## MILITARY PART NUMBER CROSS REFERENCE MIL-PRF-123/

MIL-PRF-123		MIL-PRF-39014		MIL-PRF-20		MIL-PRF-55681		AVX CATALOG
CKS #	M123/ -	CKR #	M39014/ -	CCR #	M20/ -	CDR #	M55681/ -	
CKS05	/1	CKR05	/01	CCR05	/35	N/A	N/A	MR05
CKS06	/2	CKR06	/02	CCR06	/36	N/A	N/A	MR06
CKS11	/4	CKR11	/05	CCR75	/27	N/A	N/A	MA10
CKS12	/5	CKR12	/05	CCR76	/28	N/A	N/A	MA20
CKS14	/6	CKR14	/05	CCR77	/29	N/A	N/A	MA40
CKS15	/7	CKR15	/05	CCR78	/30	N/A	N/A	MA50
CKS16	/8	CKR16	/05	CCR79	/31	N/A	N/A	MA60
CKS51	/10	N/A	N/A	N/A	N/A	CDR01	/1	0805
CKS52	/11	N/A	N/A	N/A	N/A	N/A	N/A	1210
CKS53	/12	N/A	N/A	N/A	N/A	CDR03	/1	1808
CKS54	/13	N/A	N/A	N/A	N/A	CDR06	/3	2225
CKS22	/16	CKR22	/22	N/A	N/A	N/A	N/A	MD01
CKS23	/17	CKR23	/22	N/A	N/A	N/A	N/A	MD02
CKS24	/18	CKR24	/22	N/A	N/A	N/A	N/A	MD03