

Data Sheet

Customer:

Product: TO-220 Power Resistors – TR35 Series

Size: TR35

Issued Date: 30-Apr-15

Edition: REV.B3



VIKING TECH CORPORATION
光韻科技股份有限公司
No.70, Kuanfu N. Rad.,
Hsin Chu Industrial Park,
Hukou Hsiang, Hsin Chu Hsien,
303, Taiwan
TEL:886-3-5972931
FAX:886-3-5972935•886-3-5973494
E-mail:sales@viking.com.tw

VIKING TECH CORPORATION KAOHSIUNG BRANCH
光韻科技股份有限公司高雄分公司
No.248-3, Sin-Sheng Rd., Cian-Jhen Dist., Kaohsiung,
806, Taiwan
TEL:886-7-8217999
FAX:886-7-8228229
E-mail:sales@viking.com.tw

WUXI TMTEC CO., LTD.
無錫泰銘電子有限公司
No.22 Xixia Road, Machinery & Industry Park,
National Hi-Tech Industrial Development Zone
of Wuxi, Wuxi, Jiangsu Province, China
Zip Code:214028
TEL:86-510-85203339
FAX:86-510-85203667•86-510-85203977
E-mail:china@viking.com.tw

Produced by (QC)	Checked (QC)	Approved by (QC)	Prepared by (Sales)	Accepted by (Customer)
30-Apr-15	30-Apr-15	30-Apr-15	30-Apr-15	
Susan Huang	J.C. Liu	J.C. Liu		

TO-220 Power Resistors – TR35 Series



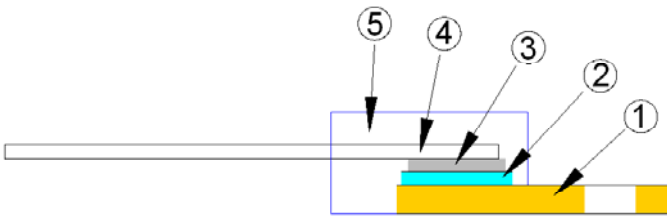
■ Features

- 35 watts at 25°C case temperature heat sink mounted
- TO-220 style power package
- Single screw mounting to heat sink
- Molded case for protection and easy to mount
- Electrically isolated case
- Non-Inductive design

■ Applications

- Switching Power Supplies
- Snubbers Circuits
- Automated Machine Controller
- RF Power Amplifiers
- Low Energy Pulse Loading
- UPS
- Voltage Regulation

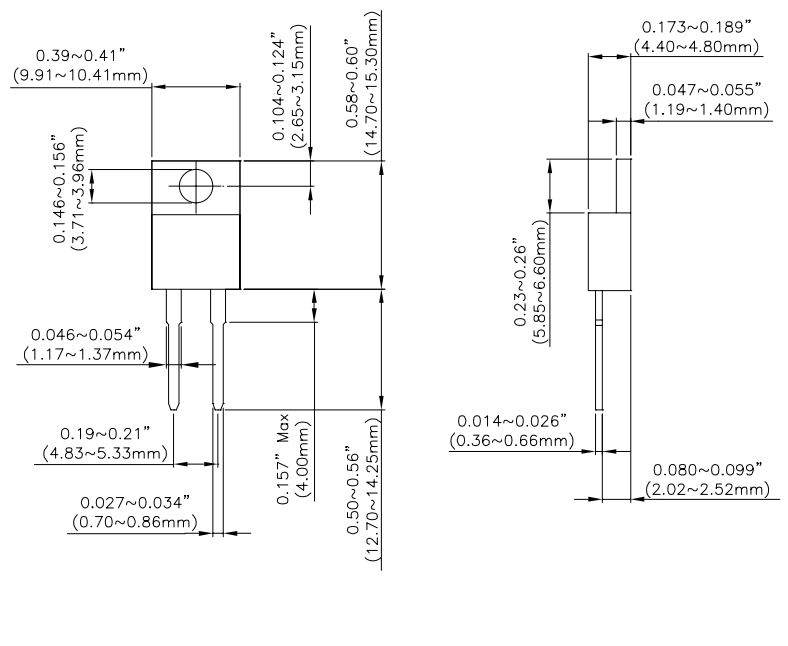
■ Construction



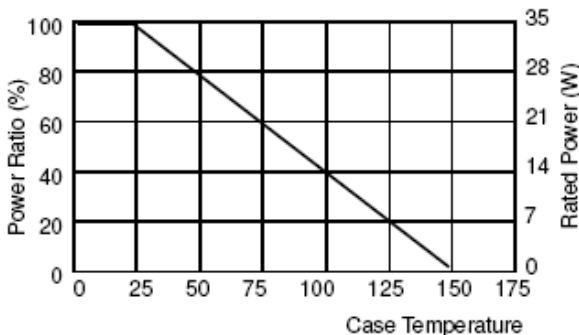
① Flange	④ Lead
② Alumina Substrate	⑤ Molding
③ Resistor Layer	

■ Dimensions

Type	Weight (g) (1000pcs)
TR35	1902



■ Derating Curve



Part Numbering

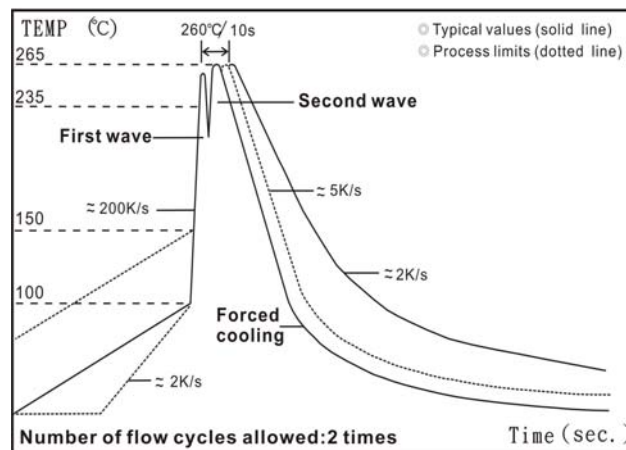
TR	35	J	B	D	1001
Product Type	Power	Resistance Tolerance	Packaging Code	TCR (PPM/°C)	Resistance
	35: 35 Watts	D: ±0.5% F: ±1% J: ±5% K: ±10%	B: Bulk D: Tube	D: ±50 E: ±100 F: ±200 G: ±300 - : No Specified	R100: 0.1Ω 0100: 10Ω 4700: 470Ω 1001: 1KΩ 1002: 10KΩ

Electrical Characteristics Specifications

Item	Resistance Range				TCR (PPM/°C)
	±0.5%	±1%	±5%	±10%	
TR35	0.05Ω -1Ω				No Specified
	>1Ω -3Ω				±300
	>3Ω -10Ω				±100 ±200
	>10Ω -10KΩ				±50 ±100 ±200

- Operating Voltage: 350V Max.
- Dielectric Strength: 1800VAC
- Insulation Resistance: 10GΩ min.
- Working Temperature Range: -65°C to +150°C
- Resistance Value < 1Ω is available

Soldering Condition



Wave Soldering (Flow Soldering)

- (1) Time of wave soldering at maximum temperature point 260°C : 10s
- (2) Time of soldering iron at maximum temperature point 410°C : 5s

■ Environmental Characteristics

Item	Requirement	Test Method
Temperature Coefficient of Resistance (T.C.R.)	As Spec.	Referenced to 25°C, ΔR taken at +105°C
Short Time Overload	ΔR±0.3%	2 times rated power with applied voltage not to exceed 1.5 times maximum continuous operating voltage for 5 seconds
Load Life	ΔR±1.0%	2,000 hours at rated power
Damp Heat with Load	ΔR±0.5%	40±2°C, 90~95% R.H., RCWV for 1000 hrs with 1.5 hrs "ON" and 0.5 hrs "OFF"
Solderability	90% min. coverage	245±5°C for 3 seconds
Thermal Shock	ΔR±0.3%	-65°C~150°C, 100 cycles
Terminal Strength	ΔR±0.2%	(Pull Test) 2.4N
Vibration, High Frequency	ΔR±0.2%	20g peak

- Lead Material: Tinned Copper
- Maximum Torque: 0.9 N-m
- Without a Heat Sink, When in Free Air at 25°C, the TR35 is Rated for 2.50W
- The Case Temperature is to be used for the Definition of the Applied Power Limit
- The Case Temperature Measurement must be made with a Thermocouple Contacting the Center of the Component mounted on the Designed Heat Sink.
- Thermal Grease should be Applied Properly
- RCWV(Rated continuous working voltage)= $\sqrt{P \cdot R}$ or Max. Operating voltage whichever is lower.

REVISION HISTORY

REVISION	DATE	CHANGE NOTIFICATION	DESCRIPTION
Version B2	Sep 30,2014	ECN-14017	Product's Dimensions Updated
Version B3	Apr 30,2015	-	- Increase Tube Package Code